

The logo for ACT-SO features the text 'ACT-SO' in a large, white, serif font. Above the letters, there are white silhouettes of four dancers in various dynamic poses, suggesting movement and performance. The background is a blue-tinted photograph of a group of young women performing on stage, with some holding microphones. A large orange circle is in the top right corner, and a yellow circle and a dark blue circle are in the bottom left corner.

ACT-SO

Competition Guidelines
and
Requirements

2024-2025



MISSION

Our mission is to achieve equity, political rights, and social inclusion by advancing policies and practices that expand human and civil rights, eliminate discrimination, and accelerate the well-being, education, and economic security of Black people and all persons of color.

VISION

We envision an inclusive community rooted in liberation where all persons can exercise their civil and human rights without discrimination.

THEORY OF CHANGE

We are committed to a world without racism where Black people enjoy equitable opportunities in thriving communities. Our work is rooted in racial equity, civic engagement, and supportive policies and institutions for all marginalized people.





ABOUT ACT-SO

The NAACP's Afro-Academic, Cultural, Technological and Scientific Olympics is a yearlong achievement program designed to recruit, stimulate, and encourage high academic and cultural achievement among African-American high school students.

ACT-SO includes 33 competitions in STEM, humanities, business, and performing, visual and culinary arts. Almost 300,000 young people have participated from the program since its inception.

OUR FOUNDER

ACT-SO was founded in 1978 by author and journalist Vernon Jarrett. The program is intended to provide recognition to young people who could demonstrate academic, scientific, and artistic achievement, allowing young people to gain recognition equal to that often achieved by entertainers and athletes.





MISSION

To prepare, recognize and reward youth of African descent who exemplify scholastic and artistic excellence.

GOALS

- To mobilize the adult community for the promotion of academic and artistic excellence;
- To recognize creative talent and academic achievement; and
- To provide and assist students with the necessary skills to establish goals and acquire the confidence and training to make a successful contribution to society.





ELIGIBILITY

Students of African descent who are U.S. citizens enrolled in grades 9-12 and are amateurs in the categories are eligible to participate. Students and families looking to participate and need contact information for programs in their area, visit: naacp.org/actso

BENEFITS

The ACT-SO program is an enrichment program. Over the course of each year students work with local volunteer instructors and mentors to develop projects and participate in enrichment opportunities, including workshops, tutorials and field trips specific to their competitions.

The local ACT-SO competitions and ceremonies showcase the results of the students' hard work. Competition winners receive medals and prizes provided by the local and regional sponsors and contributors. The local Gold Medalists advance to the national competition and have the opportunity to receive scholarships and other rewards provided by national sponsors.



NOTABLE ALUMNI

- Alicia Keys
- Anthony Anderson
- Anthony Burrell
- Angela Rye
- Bresha Webb
- Claudia Logan
- Cornelius Smith, Jr.
- Edwina Findley-Dickerson
- Jada Pinkett-Smith
- John Singleton
- Joel Steingold
- Jordan E. Cooper
- Kalen Allen
- Kanye West
- Lauryn Hill
- Leslie Odom, Jr.
- Michelle Williams
- MAJOR
- Myles Frost
- Nicco Annan
- Roy Hargrove
- Ryan Toby





SAVE THE DATE



48TH NATIONAL ACT-SO COMPETITION

and

NAACP ACT-SO AWARDS


CHARLOTTE, NORTH CAROLINA

JULY 9-13, 2025





BUSINESS



Entrepreneurship

Overview

This challenge encourages high school students to develop and present a comprehensive business plan for a product or service they envision. The competition will evaluate students' understanding of business principles, their ability to articulate their ideas, and the feasibility of their proposed venture.

Requirements

- 1. Presentation:** Prepare a 10-minute verbal and visual presentation outlining your business plan.
Optional: 3-minute product demonstration at judges' request.
- 2. Visual Aid:** Create a presentation using Canva, Keynote, PowerPoint, or a physical display.
- 3. Business Knowledge:** Demonstrate familiarity with your industry, general business terms (marketing, product development, financials, target market, etc.).
- 4. Written Business Plan:** Submit a typed, double-spaced, 10-20-page business plan. Include:
 - Cover Page
 - Executive Summary
 - Company Description
 - Marketing Plan
 - Management Plan
 - Financial Plan
 - Supporting Documents (graphs, photos, data)
- 5. Originality:** The business plan and product/service must be original student work. A Statement of Integrity must be signed.
- **Time Adherence:** One point will be deducted per second over the presentation/demonstration time limit.

Entrepreneurship (continued)

Scoring

Criteria	Points
Written Business Plan:	
Marketing Plan (including marketing/promotion strategies, content creation, campaigns, advertising)	15
Management Plan/Personnel Profiles	10
Financial Plan (profit & loss, budget, 2-year projections)	15
Market Research & Analysis (target market, industry & product/service data)	10
Presentation:	
Clarity & Organization	10
Content Depth & Relevance	10
Visual Aid Effectiveness	10
Delivery & Engagement	10

Note: Judges may consider additional factors like creativity, innovation, and potential market impact.

Submission Guidelines


- Student name, page number, and branch must be on each page of the business plan.
- Submit the business plan and Statement of Integrity by the specified deadline.

Get Creative and Showcase Your Entrepreneurial Spirit!

This challenge provides an excellent opportunity to develop your business acumen, refine your presentation skills, and potentially launch your own venture. Good luck!



CULINARY ARTS



Culinary



Description

The creative practice of cooking. One who engages in the culinary arts, or a culinarian, is either called a cook or a chef depending on their level of expertise.

Requirements

1. Each participant must be a high school junior or senior and is required to have previous or current formal culinary education, training and experience from an academic institution.
2. At the start of the competition, each participant must be ready and dressed in full professional chef whites, including toque and apron throughout the competition. All hair should be neat and contained to the lower rear of the chef's hat.
3. The competition events will be held in a kitchen; or a banquet/conference room with tabletop burner or induction cooking. Students should be familiar with cooking mediums.
4. 1 (one) written **Menu Plan** is required per student. The **Menu Plan** will consist of the student's plan for executing their competition menu and their equipment list. The Menu Plan should be a maximum of 2 pages and include the guidelines identified in the **Menu Plan** template. **The student's name and page number should appear on each page.** The winning Menu Plan will advance to the National Competition. All Menu Plans should be proofread and free of errors prior to the local competition.
5. Prior to the start of competition, the student is required to make an **Oral Presentation**, not to exceed five (5) minutes, explaining his/her **Menu Plan**. Contestants should be familiar with business terminology in general and about terminology related to their selected menu. Contestants are required to have personally conducted the **Menu Plan** analysis and have been involved with the production of any prototype product or service trials.
6. Each participant will present a **Culinary Skill Demonstration** following all NAACP ACT-SO guidelines and will have 2 hours and 30 minutes preparation and clean up time to complete the following:
 - A Two (2) course presentation consisting of the following courses prepared onsite:
 - Appetizer/Starter Dish
 - If a protein is used in the starter, the same protein must be used in the main course,
 - Main Course
 - Includes a choice of one approved protein, placed in the center of the plate with 2 accompaniments
 - Three (3) individual Show plates representing balance and proper portioning per course
 - Two plates for the judge's table
 - One plate for presentation
 - The student will be prepared to fabricate and prepare **ONE** of the following proteins:
 - a) A 2 ½ - 3-pound Chicken **OR**
 - b) A 3 - 3 ½ pound Duck

Culinary (continued)



Requirements (continued)

7. The participant is not required to use all the preparation time. The participant will present in this sequence: **Starter Dish** - 1 plate for presentation and critique and two plates for the judges' table. **Main Course** – 1 plate for presentation and critique, two plates for the judges' table. The participant must be prepared to break down the center of the plate protein items. A community storeroom table and community equipment table will be provided and shared by each of the competition participants. The storeroom may have a variety of ingredients in addition to the items for the **Culinary Skills Demonstration**. Competitors may freely utilize any ingredient and/or equipment (on approved lists) in the competition area specific to their menu plan.

No advance food preparation or cooking is allowed – this includes pre-measured items.

- Chef Toque's, cutting boards and sanitizer & gloves will be provided.
- The community storeroom table will include items from the list on the approved Community storeroom list specific to each students' menu plan.
- Cooking equipment use will be limited to any cooking preparation equipment, which is located on site at the competition facility, and on the approved equipment list for 2022. If necessary, alternative cooking may be done at an adjacent location at the competition facility. Judges in these areas will monitor cooking as well. Each kitchen work area must be left clean, neat, and orderly.
- The judges will finalize scores after the inspection of the kitchen and working areas.

8. All students are required to be present for the initial briefing prior to the start of the Culinary Competition for safety reasons. A 10-minute grace period is allowed before 1 point is deducted per minute late.

Culinary (continued)



Scoring

Criteria	Description	Points
<i>Written Menu Plan (15 points total)</i>		
Menu Content	Clarity and appropriateness of the menu items for the target audience. Includes variety and balance.	5
Grammatical Accuracy	Free of grammatical errors, spelling mistakes, and punctuation issues.	5
Product Knowledge	Demonstrates understanding of ingredients, their properties, and culinary uses.	5
<i>Oral Presentation (25 points total)</i>		
Creativity	Originality and innovation in the presentation approach.	10
Skills and Craftsmanship	Effective communication, organization, and confidence in presenting.	10
Serving and Portion Size	Accurate representation of appropriate serving sizes and presentation.	5
<i>Culinary Skill Demonstration (60 points total)</i>		
Flavor and Texture	Achieves desired taste and mouthfeel; demonstrates balance and complexity.	10
Sanitation	Maintains a clean and organized work station; follows proper hygiene practices.	5
Work Habits	Efficient use of time, organized workflow, and minimal waste.	5
Ingredient Compatibility	Effective use of ingredients that complement each other in flavor and texture.	5
Nutritional Balance	Creates a dish that demonstrates an understanding of basic nutritional principles.	5
Presentation	Visually appealing and thoughtfully plated dish.	10
Use of Allotted Time	Completes the dish within the given time frame.	5
Knife Skills Demonstration	Demonstrates safe and accurate knife handling techniques.	15

Culinary (continued)



Students, be advised that all participating units:

- *Must identify at least five students who will train and compete in the local competition*
- *Must host the Culinary Competition in conjunction with at least five ACT-SO competitions*
- *Must be compliant with the National ACT-SO Competition Guidelines*
- *Must have a Culinary Coordinator, Mentoring Chef(s) and students educated on ACT-SO culinary requirements & guidelines*
- *Must host the competition as an individual ACT-SO unit, not a coalition*
- *Contestants must solely participate in the Culinary and/or Hospitality Management Competitions.*

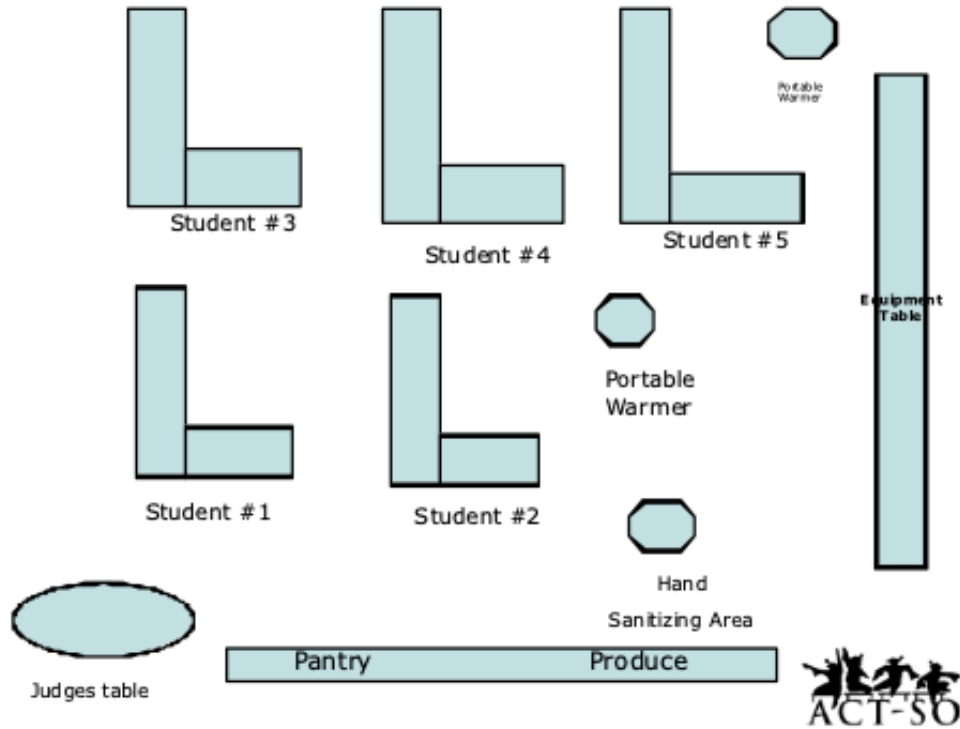
Below are infractions that will result in immediate disqualification

- Preparing a dish that is not aligned with the contestant's initial menu submission, or
 - Violating any ACT-SO policies, guidelines, procedures, and protocols, or
 - Using unapproved pantry or equipment items not listed on the contestant menu plan, or
 - Any additional, documented offense jeopardizing the ACT-SO Competition's integrity.
-

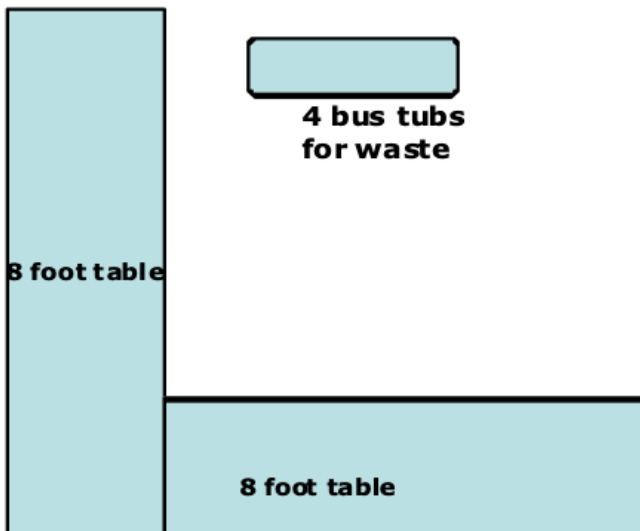
The Participants Workstations:

- Each workstation should be appropriately spaced to allow ample room for each student to move about freely
- The Equipment table should be placed in an area allowing each of the students open access
- A separate hand sanitizing area should be centrally located
- The Pantry and Produce table should be placed in a separate area to allow students access but not distort the judge's view
- Judges should have a clear view of the students throughout the entire competition
- Each student workstation should consist of 2 tables 6-8 feet positioned in an 'L', and should also consist of the supplies as indicated on the next page.

Culinary Arts Sample Floorplan



Student Station Set-up



- Electric to each station with two outlets**
- 3 Three Cutting boards Red Green White.**
- 2 Induction burners**
- Wash bucket / Sanitizer bucket**
- Disposable rags**
- 5 large bucket of fresh potable water (or sink near by)**
- Disposable Gloves**





Culinary (continued)

The Community Pantry and Produce Storeroom:

The Community Produce and Store Room tables will house all the ingredients required for the students to complete their menus. Ingredients not included on this list are not allowed and are not in compliance with culinary guidelines.

Community Pantry & Produce Storeroom



The Community Pantry and Produce Storeroom

The Community Produce and Store Room tables will house all of the ingredients required for the students to complete their menus. Ingredients not included on this list are not allowed and are not in compliance with culinary guidelines.

Culinary (continued)

PRODUCE	STAPLES	GROCERIES	DAIRY + DAIRY ALTERNATIVE
ROOT VEGETABLES	FLOUR	Dijon Style Mustard	Butter
Carrots	All Purpose Flour	Tomato Paste	Margarine
Red Bliss Potatoes	Maseca Corn Flour	Gelatin Unflavored	Sour Cream
Baking Potatoes Idaho	Whole Wheat Flour	Marinara Sauce	Heavy Cream
Parsnips	Comstarch	Tabasco Style Sauce	Greek Plain Yogurt
Red Onions	Breadcrumbs - Panko	Hoisin Sauce	Milk, Whole
			Any Non Dairy-plant based milk – Oat, Almond, Coconut, Soy
			Condensed Milk
Spanish Onions	Commeal	Teriyaki Sauce	Buttermilk
			Eggs
Shallots	Barley Grains	Tomato Puree	CHEESES
Ginger, Fresh	Quinoa Grains	Worcestershire	Cream Cheese
Garlic Cloves, Fresh	PASTA	Sriacha Sauce	Goat Cheese
Cherry tomatoes	Linguine, Dry	Soy Sauce	Blue Cheese
Celery	Penne, Dry	VINEGAR	Cheddar Cheese
Tomatoes Roma, 6x6, cherry	Penne, Dry Angel Hair, Dry Couscous	White Apple Cider	Swiss Cheese
European Cucumber	RICE	Balsamic	Shredded Parmesan Cheese
GREEN VEGETABLES	Basmati Rice	Red Wine Vinegar	Fresh Ovalini Mozzarella
Asparagus Spears	Brown Rice	WINES	
Broccoli	Jasmin Rice	Burgundy	PASTRY ITEMS
Whole Green Beans	Arborio Rice	White Wine	Brown Sugar
PEPPERS	Wild Rice (Long Grain)	OILS	Powdered Sugar
Green Peppers	SOUP STOCKS	Canola Oil	Sugar, Granulated
Red Peppers	Chicken (prepared)	Extra Virgin Olive Oil	Vanilla Extract
Poblano	Vegetable (prepared)	Sesame Oil	Almonds
Jalapeño	FRESH HERBS	Vegetable Oil	Corn Syrup
Chipotle Pepper	Thyme	OLIVES	Dark Chocolate
Serrano pepper	Rosemary	Kalamata	Shortening
LETTUCE	Oregano	Queen Stuffed	
Arugula	Cilantro	Greek	
Belgium Endive			
Mesculin	Parsley	Capers	SALT
Spinach, Baby	Mint	MUSHROOMS	Sea Salt
Boston Lettuce	Basil	Medium sized Button	Kosher Salt
LEAFY GREENS		3-inch Portabella	
Cabbage			
Kale Greens			
Collard Greens			
Mustard Greens			
Turnip Greens			
Dandelion			
Fruit		Shitake	PROTEIN ITEMS
Limes	Blueberries	Oyster Cremini/Baby Portabella	Chicken, Whole 2.5 -3 lbs Whole Duck, Carcass 3 lbs avg.
Oranges Valencia	Honeydew Melon		
Strawberries	Green Pears		
Grapes Red seedless			
Lemon			
Mango			



Culinary (continued)

Additional Protein Options

Eggplant (root)
Red Beets (root)
Jackfruit (fruit)
Beans/Lentils/Chickpeas (legumes)
Cauliflower (veg)
Tempe
Tofu

Reminder: - Plant based options do not exclude fabrication skills. Participants must fabricate a chicken or duck to demonstrate their knife skills.

Wild Card Ingredient

Contestants can request the use of one Wild Card Ingredient for their menu plan. The Wild Card Ingredient must be submitted in writing at least 15 days prior to the local culinary competition. Once approved, the Wild Card Ingredient becomes part of the contestant's menu plan.

Culinary (continued)



APPROVED SPICES

(Please note items not on this list will not be provided at Nationals)

Allspice: (*spice*)
Arrowroot: (*extract*)
Anise: (*herb seed*)
Basil: (*herb*)
Bay Leaves: (*herb*)
Black Pepper: (*spice*)
Caraway Seed: (*herb seed*)
Cardamom: (*spice*)
Cayenne Pepper: (*spice*)
Celery: (*dehydrated*)
Celery Seed: (*herb seed*)
Chervil: (*herb*)
Chile Powder: (*classic blend*)
Cinnamon: (*spice*)
Cloves: (*spice*)
Coriander: (*herb*)
Cream of Tartar
Cumin: (*herb seed*)
Curry: (*classic blend*)
Dill: (*herb*)
Fennel: (*herb seed*)
Ginger: (*spice*)
Mace: (*spice*)
Marjoram: (*herb*)
Mustard Powder: (*spice*)
Nutmeg: (*spice*)
Oregano: (*herb*)
Paprika/Smoked: (*spice*)
Poppy Seed: (*herb seed*)
Red Pepper: (*spice*)
Rosemary: (*herb*)
Saffron (*herb*)
Sage: (*herb*)
Salt: (*spice*)
Old Bay Seafood Seasoning: (*classic*)
Sesame Seed: (*herb seed*)
Star Anise: (*spice*)
Tarragon: (*herb*)
Thyme: (*herb*)
Turmeric: (*spice*)
White Pepper: (*spice*)

Culinary (continued)



Culinary Equipment List

Below are the approved items for the Culinary Competition Equipment List. Items outside of the detailed list would be a violation of the guidelines and can result in disqualification. Students will only be allowed to bring their knives to National, all other equipment is prohibited.

STUDENT EQUIPMENT LIST		
Individual Workstation	Community Kitchen Equipment	Additional Misc. Items
Banquet tables for competitors (L-Shape)		Assort. of white pattern-free china
Medium stainless-steel bowls	Cheesecloth	Disposable single use towels for cleaning
Wire whisks	Piping Bags	Squeeze bottles (2 per student)
Tongs	Table top Mixer	Back up butane/induction burner
2" inch half steam table pans	Can opener manual or electric	China for sampling (Judges area)
Large spoons, slotted	Bur mixer – small	Glassware for Plating (champagne glass)
Large spoons, non-slotted	Sheet pan rack	Flatware for sampling (Judges table)
Rubber spatulas	Portable convection oven	Parchment paper ("oven sheets")
Small stock pots w/lids	Portable warmer	Time clock back up or additional timer
Sauté pans 2 large/ 2 small	Sheet pans full size	Fire extinguisher
Set of measuring spoons	Sheet pans half size	Fire-watch (depends on jurisdiction)
Set of measuring cups	Blender	First aid kit First aid kit MUST be onsite for all mentoring sessions and local competitions.
Cutting boards, red (raw meat) If mandated red & white only OK	Food processor	First aid attendant (depends on jurisdiction)
Cutting boards, white (ready to eat)		Banquet table for judges and banquet table for presentation plate display.
Cutting boards, green (vegetables)	Scale	Chairs for judges
Knives (chef, boning, paring) Students should have a basic knife kit which includes Chef's knife, boning knife, paring knife, serrated knife, peeler, measuring spoons and Microplane/zester.	Colander	Banquet tables for equipment and produce
Sanitizing bucket sanitizer	Strainer (china cap)	Heated insulated water carrier for hand washing
Disposable wipes or towels	Strainer (chinois fine)	Hand soap/sanitizer (hand washing station)
Box of disposable gloves (vinyl/by hand size)	Rolling pin	Plastic wrap
Bus tub or waste	Mallet	Foil
Burner – butane (location may only have induction)	2-Extra pots	Stanchion ropes or barriers(ropes off area)
Butane cans	2-Extra sauté pans	Trash cans
Plastic soufflé cups 3 oz		Extension cords
Plastic tasting spoons		Ring mold
Vegetable peeler		Citrus reamer
Digital thermometer		Melon baller
Small and large ladles		Stands for menu display

Only those items listed in the community storeroom, pantry, spice and equipment list can be utilized. Any items outside of the identified listing can result in disqualification. Menu revisions will not be accepted once the National competition submission has been received.

Hospitality Management



Competition Overview

The 2024-25 NAACP ACT-SO Hospitality Management Competition is designed to challenge young minds to think critically about the complexities of the hospitality industry. Participants will be tasked with developing a comprehensive business plan for a boutique hotel, including a culinary element. The competition will assess participants' knowledge of hospitality management principles, strategic thinking, and creative problem-solving skills.

Competition Process

1.Registration: All participants must register for the competition by [deadline date]. Registration includes providing basic information about the team members and their school.

2.Case Study Release: A detailed case study will be released on [date]. The case study will outline the specific requirements for the boutique hotel business plan, including:

- Target market analysis
- Financial projections
- Marketing and sales strategies
- Operations plan
- Culinary concept development

3.Submission: Teams will submit their completed business plans electronically by [deadline date]. Submissions must adhere to the specified format and length guidelines.

4.Judging: A panel of industry experts will evaluate the submitted business plans based on the following criteria:

- Creativity and Originality: The uniqueness and innovation of the hotel concept.
- Market Analysis: The depth and accuracy of the market research and target market identification.
- Financial Feasibility: The soundness of the financial projections and budgeting.
- Marketing and Sales Strategy: The effectiveness of the proposed marketing and sales strategies.
- Operations Plan: The efficiency and practicality of the operations plan.
- Culinary Concept: The creativity and feasibility of the culinary offerings.
- Overall Presentation: The clarity, professionalism, and persuasiveness of the written and visual presentation.

Scoring

Criteria	Points
Creativity and Originality	20
Market Analysis	15
Financial Feasibility	15
Marketing and Sales Strategy	15
Operations Plan	15
Culinary Concept	10
Overall Presentation	10

Hospitality Management (continued)

Case Scenario

The case study will present a hypothetical scenario for a boutique hotel located in a vibrant urban area. The hotel should cater to a specific niche market, such as business travelers, leisure tourists, or a combination of both. Participants will be required to develop a comprehensive business plan that addresses the following:

- Hotel Concept: Develop a unique and compelling concept for the boutique hotel, including the hotel's name, brand identity, and overall theme.
- Market Analysis: Conduct a thorough analysis of the target market, identifying their needs, preferences, and demographics.
- Financial Projections: Create detailed financial projections, including revenue forecasts, operating expenses, and profitability analysis.
- Marketing and Sales Strategy: Develop a comprehensive marketing and sales plan to attract and retain guests.
- Operations Plan: Outline the day-to-day operations of the hotel, including staffing requirements, room management, and guest services.
- Culinary Concept: Design a unique culinary concept for the hotel's restaurant or bar, including menu development and sourcing strategies.

The judges will present each student with a mini-scenario from each of the following categories:

- 1) *Safety and sanitation*
- 2) *Customer service, Human resources and staffing*
- 3) *Menu development and design*
- 4) *Marketing and concept knowledge*

Additional Guidelines

- Teams may consist of no less than 4 but not more than 5 members.
- All team members must be actively involved in the project.
- Plagiarism will not be tolerated. All work must be original.
- Any questions regarding the competition should be directed to actso@naacpnet.org.

Location Description – “ACTSOville, USA “

Income Distribution:Demographics:

- The geographic location of “ACTSOville, USA “is at your discretion.
- In the “ACTSOville, USA “metro area there are several suburban and urban areas.
- The downtown area of “ACTSOville, USA“ is home to a major sports team, a four-year college, and a thriving arts scene.

Hospitality Management (continued)

There are several populous suburbs, each with their own distinct identities and cultures. The ACTSOville demographics are below:

➤ Median Age: 44 years

Age Distribution:

0-14 years old: 25,000 people (10%)

15-29 years old: 37,500 people (15%)

30-44 years old: 50,000 people (30%)

45-64 years old: 62,500 people (25%)

65+ years old: 75,000 people (20%)

Families – represent 40% of the population

Income Distribution:

Low income (under \$25,000): 50,000 people (20%)


Middle income (\$25,000 - \$75,000): 75,000 people (20%)

High income (\$75,000 - \$150,000): 75,000 people (40%)

Very high income (over \$150,000): 50,000 people (20%)



HUMANITIES



Music Composition

Overview

This competition challenges high school students to compose an original piece of music. Entries will be judged on their creativity, musical structure, harmonic and rhythmic interest, melodic strength, theoretical understanding, and overall presentation.

Requirements

- 1. Original Composition:** Submit one original, notarized composition.
- 2. Formatting:** The top page of the composition must include the contestant's name, page number, and unit name and number.
- 3. Manuscript:** The composition must be neatly written on standard music manuscript paper, clear enough for any trained musician to perform. Electronically generated manuscripts (Finale, Sibelius, etc.) must be carefully proofread to ensure accurate quantization. All submissions must demonstrate a strong understanding of the chosen medium.
- 4. Audio Recording:** Submit an MP3 audio file of the composition along with the National Registration materials. Local units may allow CD submissions for local competitions.
- 5. Time Limit:** The composition must not exceed five (5) minutes.
- 6. Performance:** Students must perform their piece without affecting their interview time. Performances can be live or pre-recorded. Pre-recorded performances must be arranged and produced by the contestant—it can feature collaborative performers; however additional points are not awarded for collaborations.

Scoring

Criteria	Points
Creative Sense	10
Form	20
Harmonic and Rhythmic Interest	20
Melodic Strength	10
Execution of Manuscript (performance)	10
Theoretical Understanding	20
Quality of Manuscript	10

Submission Guidelines

- Ensure that all submissions are original and adhere to the specified guidelines.
- Submit the notarized composition, MP3 audio file, and National Registration materials by the deadline.

Showcase Your Musical Talent!

This competition is an opportunity to express your creativity and technical skills as a composer. Good luck!



Original Essay

Overview

This competition challenges high school students to write a thought-provoking essay on a chosen topic. Entries will be evaluated based on their content, organization, style, and overall impact.

Requirements

- 1. Original Essay:** Submit one original, notarized essay.
- 2. Formatting:** The top of each page must include the contestant's name, page number, and unit name and number.
- 3. Length:** The essay must be typed, double-spaced, and not exceed 6,000 words.
- 4. Preparation:** Contestants should be prepared to answer questions from the judges.

Scoring

Criteria	Points
General Merit	25
Ideas	
Organization, Clarity, and Flow	
Wording	
Flavor	
Mechanics	25
Proper Usage	
Punctuation/Capitalization	
Spelling	
Overall Effect	50
Convincing and Compelling	
Resonance	
Topic/Issue Significance	
Educational Value	



Original Essay (continued)

Submission Guidelines

- Ensure that all submissions are original and adhere to the specified guidelines.
- Submit the notarized essay by the deadline.

Showcase Your Writing Skills!

This competition is an opportunity to demonstrate your ability to research, analyze, and articulate ideas effectively. Good luck!

Playwriting



One-Act Play Competition

Description

Create an original, one-act play that captivates audiences and showcases your literary talent. Your play should be a unique and engaging piece of dramatic literature, suitable for stage performance.

Requirements

- 1.Originality: The play must be your original work.
- 2.Submission: Submit one notarized copy of your completed play.
- 3.Formatting:
 - Typed and double-spaced
 - Maximum of 20 pages
 - Include a one-page synopsis
 - Each page should include your name, page number, unit name, and number.
- 4.Preparation: Be prepared to answer questions from the judges about your play.

Scoring

Criteria	Points
Characterization	10
Clarity	10
Content	25
Dialogue	10
Mechanics	10
Plot	25
Style	10

Characterization

- Is there a clear protagonist and antagonist?
- Are the characters well-developed and distinct?
- Are the roles well-defined?

Clarity

- Is the author's theme and purpose clear?
- Is the play's message effectively communicated?

Content

- Is the subject matter relevant, creative, and/or thought-provoking?
- Does the play explore meaningful themes or issues?

Dialogue

- Is the dialogue consistent with the characters' personalities and backgrounds?
- Does the dialogue advance the plot or develop the characters?

Mechanics

- Is the manuscript neatly typed and free of errors?
- Are the spelling and grammar correct?

Plot

- Is the storyline well-defined and engaging?
- Does the play follow a clear structure with exposition, complication, climax, and resolution?

Style

- Does the playwright have a distinct style or voice?
- Is the writing style effective and appropriate for the play?

Poetry—Written



Description

Calling All Young Poets!

Are you a wordsmith with a passion for poetry? Do you have a story to tell, an emotion to express, or a vision to share? Then this poetry competition is for you!

What is Poetry? Poetry is a literary art form that uses language chosen for its sound, beauty, and evocative power. It can be a powerful tool for expressing emotions, telling stories, and exploring ideas.

Requirements

1. Original Work: Your poem must be your own original creation.
2. Typed Submission: Please type your poem using a 12-point font, such as Calibri or Times New Roman.
3. Formatting:
 - Include your name, page number, and unit name/number at the top of each page.
 - Retain the original form of your poem (free verse or structured).
 - Do not exceed 3 pages.
4. Notarized Copy: Submit one notarized copy of your original poem.
5. Interview: Contestants will be interviewed by a panel of judges to discuss their work. Contestants may perform/read one stanza/verse from their poem. Points are not awarded for performing/reading the segment.

Scoring

Criteria	Points	Description
Emotional Connection	20	Does the poem evoke a strong emotional response in the reader?
Original Thought	20	Is the poem unique and thought-provoking?
Sequential Development	20	Does the poem have a clear structure and flow?
Structure & Presentation	20	Is the poem well-formatted and grammatically correct?
Language & Theme	20	Does the poem use vivid language and imagery to enhance the theme?

Tips for Contestants:

- Read widely: Explore different poetic styles and techniques.
- Write from the heart: Let your emotions guide your writing.
- Revise and edit: Polish your work.
- Practice your presentation: Be prepared to discuss your poem with the judges.
- Believe in yourself: Your unique voice deserves to be heard.

Let your words soar! Submit your best work and showcase your poetic talent.

Short Story



Prompt

Write a short story that explores a subject of your choice. Your story can be fictional or nonfictional, but it should express a personal view or interpretation of an issue or topic.

Requirements

1. Submission:
 - Submit one notarized copy of your short story.
 - Each page must include your name, page number, and the competition name.
2. Story Guidelines:
 - Length: 1500-3000 words
 - Format: Typed, double-spaced
 - Content:
 - Single storyline
 - No more than 3-4 characters
 - Single point of view
 - Short time frame
3. Oral Presentation:
 - Be prepared to answer questions from the judges about your story.

Scoring (1/2)

Category	Points	Description
General Merit	25	
Ideas		Originality, unique perspective, clear storyline, focused time frame
Organization & Clarity		Consistent writing style, mood, and tone
Wording		Effective use of language for expression, realism, and emphasis
Flavor		Strong author's voice, style, and depth

Short Story (continued)



Scoring (2/2)



Category	Points	Description
Mechanics	25	
Usage		Correct grammar and syntax
Punctuation, Capitalization, & Spelling		Accurate use of punctuation, capitalization, and spelling
Story Elements		Well-developed plot, setting, characters, and point of view
Overall Effect	50	
Conciseness		Minimal background information and concise dialogue
Ending		Satisfying conclusion that aligns with the plot and resonates with the reader

Tips for Contestants

- Choose a topic you're passionate about. This will make the writing process more enjoyable and help you create a more compelling story.
- Develop strong characters. Give your characters depth and complexity to make them more believable and relatable.
- Create a vivid setting. Use descriptive language to transport your reader to another world.
- Use strong language. Choose your words carefully to create the desired effect.
- Edit and revise. Don't be afraid to rewrite and edit your work until it's perfect.
- Proofread carefully. Check for errors in grammar, punctuation, and spelling.
- Practice your presentation skills. Be prepared to answer questions about your story.



PERFORMING ARTS



Dance: Ballet



Ballet Solo Competition

Description

Contestants will perform a solo piece of their choice, demonstrating mastery of ballet technique, artistry, and musicality.

Requirements

1. Performance Time: The solo performance must not exceed five (5) minutes. Exceeding this time limit may result in point deductions or disqualification.

2. Costume: Costumes are optional but should be appropriate to the style and theme of the choreography.

3. Style: The theme and style of the performance must be clearly identified to the judges prior to the presentation. Acceptable styles include:

- Classical Ballet: Traditional ballet technique, emphasizing grace, precision, and elegance.
- Contemporary Ballet: A blend of classical ballet and modern dance, often incorporating expressive movement and improvisation.
- Neo-Classical Ballet: A modern interpretation of classical ballet, often featuring innovative choreography and contemporary music.
- Story Ballet: A narrative ballet that tells a story through dance, often involving character development and plot.

4. Footwear: The piece must be performed in ballet slippers/flats, or pointe/demi-pointe shoes. Bare feet are only acceptable for Contemporary Ballet.

Judging Criteria

Technical Proficiency/Skill

- Alignment
- Strength
- Endurance
- Flexibility
- Coordination

Clarity and Consistency in Style

- Adherence to the chosen style
- Clear and consistent execution of movements
- Appropriate use of body language and facial expressions

Phrasing/Dynamics/Musicality:

- Sensitivity to the music
- Variation in movement quality and intensity
- Clear phrasing and articulation of steps

Clarity of Intent/Interpretation of Choreography:

- Effective communication of the intended message or story
- Artistic expression and individuality
- Engagement with the audience

Dance: Ballet (continued)

Scoring

Criteria	Points
Technical Proficiency/Skill	25
Clarity and Consistency in Style	25
Phrasing/Dynamics/Musicality	25
Clarity of Intent/Interpretation of Choreography	25

Tips for Contestants

- Choose a piece that suits your strengths and interests.
- Practice regularly and consistently.
- Pay attention to detail.
- Work on your musicality and phrasing.
- Develop your stage presence and confidence.
- Warm up thoroughly before your performance.
- Stay focused and present during your performance.
- Enjoy the experience!

By following these guidelines and tips, you can create a memorable and successful ballet solo performance.

Dance: Contemporary

Description

Showcase your dance prowess in this solo competition! Perform a series of rhythmic and technical patterned bodily movements, usually performed to music.

Requirements

1. **Time Limit:** Your solo performance must not exceed 5 minutes. Exceeding this limit may result in point deductions or disqualification.
2. **Costume:** Costumes are optional but should be appropriate to your choreography.
3. **Theme and Dance Form:** Clearly identify the theme and dance form of your performance (e.g., Broadway/Musical Theater, Hip-Hop, Jazz, Lyrical, Tap, Afrobeats, Soca, Dancehall, Liturgical, Majorette) to the judges before your performance.
4. **Performance Guidelines:** Avoid aerobic exercises, miming, cheerleading, and drill team routines.

Judging Criteria

Technical Proficiency/Skill

- Alignment
- Strength
- Endurance
- Flexibility
- Coordination

Clarity and Consistency in Style

- Adherence to the chosen style
- Clear and consistent execution of movements
- Appropriate use of body language and facial expressions

Phrasing/Dynamics/Musicality:

- Sensitivity to the music
- Variation in movement quality and intensity
- Clear phrasing and articulation of steps

Clarity of Intent/Interpretation of Choreography:

- Effective communication of the intended message or story
- Artistic expression and individuality
- Engagement with the audience

Tips for Contestants

- **Practice, Practice, Practice:** The more you practice, the more confident you'll be.
- **Choose a Strong Song:** Select a song that complements your dance style and inspires your performance.
- **Tell a Story:** Use your body to convey a story or emotion through your dance.
- **Master the Fundamentals:** Focus on strong technique and clean lines.
- **Perform with Passion:** Let your enthusiasm shine through your performance.
- **Connect with the Music:** Feel the rhythm and let it guide your movements.
- **Stage Presence:** Command the stage with confidence and charisma.
- **Dress to Impress:** Choose a costume that enhances your performance and reflects your style.
- **Warm-up Before Your Performance:** Prepare your body for the physical demands of dancing.
- **Have Fun!** Enjoy the experience and let your love for dance shine.

Scoring

Criteria	Points
Technical Proficiency/Skill	25
Clarity and Consistency in Style	25
Phrasing/Dynamics/Musicality	25
Clarity of Intent/Interpretation of Choreography	25

Dance: Modern

Description

Modern dance is a style of dance that focuses on the dancer's interpretation of music and emotion through movement. It often involves unconventional movements, improvisation, and expressive gestures.

Requirements

1. **Time Limit:** Your solo performance must not exceed 5 minutes. Exceeding this time limit may result in point deductions or disqualification.
2. **Costumes:** Costumes are optional, but they should be appropriate to the theme and style of your choreography.
3. **Theme:** Clearly identify the theme of your performance to the judges prior to your presentation. This will help the judges understand your artistic intent.
4. **Technique:** Your performance must be rooted in one or more of the following modern dance techniques: Dunham, Graham, Horton, Humphrey, Limon, or other recognized modern dance techniques.

Judging Criteria

Technical Proficiency/Skill

- Alignment
- Strength
- Endurance
- Flexibility
- Coordination

Clarity and Consistency in Style

- Adherence to the chosen style
- Clear and consistent execution of movements
- Appropriate use of body language and facial expressions

Phrasing/Dynamics/Musicality:

- Sensitivity to the music
- Variation in movement quality and intensity
- Clear phrasing and articulation of steps

Clarity of Intent/Interpretation of Choreography:

- Effective communication of the intended message or story
- Artistic expression and individuality
- Engagement with the audience

Scoring

Criteria	Points
Technical Proficiency/Skill	25
Clarity and Consistency in Style	25
Phrasing/Dynamics/Musicality	25
Clarity of Intent/Interpretation of Choreography	25

Tips for Contestants

- **Choose a strong theme:** A strong theme will help guide your choreography and performance.
- **Master the technique:** Practice your chosen technique regularly to ensure that your movements are precise and expressive.
- **Connect with the music:** The music should inspire your movement and enhance your performance.
- **Express yourself:** Let your emotions shine through your movement.
- **Practice, practice, practice:** The more you practice, the better your performance will be.
- **Perform with confidence:** Believe in yourself and your choreography.
- **Enjoy the process:** Dance is a form of self-expression, so have fun!

Dance: Traditional

Description

Showcase your passion for dance and cultural heritage by performing a solo dance that tells a story. Your performance should reflect the rich traditions and vibrant rhythms of a specific region or country.

Requirements

- **Time Limit:** Your solo performance must not exceed 5 minutes. Exceeding this limit may result in point deductions or disqualification.
- **Costume:** Costumes are optional but should be appropriate to the theme and style of your dance.
- **Theme and Form:** Clearly state the theme, dance style, and form of your performance before you begin.
 - **Forms:** Examples of dance forms include (but are not limited to): African, West African, Central African, Step, Afro-Haitian, Afro-Cuban, Soca, Dancehall, Cuban, Afro-Latin, and more.

Judging Criteria

Technical Proficiency/Skill

- Alignment
- Strength
- Endurance
- Flexibility
- Coordination

Clarity and Consistency in Style

- Adherence to the chosen style
- Clear and consistent execution of movements
- Appropriate use of body language and facial expressions

Phrasing/Dynamics/Musicality:

- Sensitivity to the music
- Variation in movement quality and intensity
- Clear phrasing and articulation of steps

Clarity of Intent/Interpretation of Choreography:

- Effective communication of the intended message or story
- Artistic expression and individuality
- Engagement with the audience

Scoring

Criteria	Points
Technical Proficiency/Skill	25
Clarity and Consistency in Style	25
Phrasing/Dynamics/Musicality	25
Clarity of Intent/Interpretation of Choreography	25

Tips for Contestants

- **Choose a theme that resonates with you:** Select a theme that you are passionate about and that allows you to express yourself creatively.
- **Master the technique:** Practice your chosen dance style regularly to refine your technique and build your confidence.
- **Tell a story:** Use your body movements and facial expressions to convey a clear and compelling narrative.
- **Connect with the music:** Feel the rhythm and let the music guide your movements.
- **Practice, practice, practice:** Rehearse your performance multiple times to ensure a smooth and polished presentation.
- **Project your energy:** Perform with passion and enthusiasm to captivate your audience.
- **Have fun:** Enjoy the process and the opportunity to share your talent with others.

Dramatic Arts: Acting

Description

This competition celebrates the power of storytelling through performance. Participants will showcase their acting skills by performing a monologue from a published play.

Requirements

1. Performance Length: 3-5 minutes. Exceeding this time limit will result in a one-point deduction for each minute overtime.
2. Material: The performance must be a monologue from a published play. No poems, sermons, stand-up comedy routines, or movie excerpts are allowed.
3. Literary Quality: The chosen monologue should be of high literary quality.
4. Memorization: The performance must be memorized.
5. Props and Costumes: Optional. Costumes, makeup, and hand props may be used to enhance the performance.
6. Performance Style: Puppetry, oratory, and forensic pieces are not permitted. Monologues from musical theater are allowed, but accompanying songs cannot be used.

Scoring

Criteria	Points
Projection	10
Structure	10
Memorization	10
Movement	10
Emotional Connection and Honesty	10
Imagination and Creativity	15
Stage Presence	10
Character Work	10
Specificity of Acting Choices	10
Creation of the Space	5

Tips for Contestants

- Choose a strong monologue: Select a piece that challenges you and allows you to showcase your acting range. It should be age appropriate.
- Understand your character: Delve deep into your character's motivations, desires, and backstory.
- Practice, practice, practice: Rehearse your monologue until it becomes second nature.
- Use the stage effectively: Utilize the stage space to create a dynamic and engaging performance.
- Connect with the audience: Make eye contact and engage with the audience emotionally.
- Trust your instincts: Don't be afraid to take risks and bring your unique interpretation to the role.
- Enjoy the process: Have fun and let your passion for acting shine through.

Music: Instrumental Classical



Description

The art of performing with a device used to produce music with tones of the late 18th and 19th centuries characterized by an emphasis on balance, clarity, and moderation.

Requirements

1. **Solo Performance:** Your musical selection must be specifically written for solo performance. It may be an excerpt but should not exceed 5 minutes. Exceeding this limit will result in point deductions.
2. **Digital Sheet Music:** Submit a clear, well-aligned digital copy of your sheet music.
3. **Authentic Performance:** If your selection requires piano accompaniment, please perform it as such.
4. **Appropriate Choice:** Ensure your chosen composition aligns with the instrument's nature and your musical proficiency.
5. **Your Artistic Expression:** The choice of music and instrument is entirely yours.
6. **Provided Instrument:** The only instrument provided for the performance will be a piano.
7. **Live Accompaniment:** Live accompaniment is permitted.

Scoring

Criteria	Points
Interpretation, Expression, Tempo, Phrasing, and Historically Appropriate Style	20
Intonation and Touch (Piano)	20
Stage Presence and Choice of Music	20
Technique, Articulation, Breathing, Rhythm, Facility, and Accuracy	20
Tone Quality, Beauty, Control, and Characteristic Timbre	20

Tips for Contestants

- **Choose Wisely:** Select a piece that showcases your strengths and aligns with the competition's historical focus.
- **Practice Makes Perfect:** Dedicate ample time to practice, focusing on technique, musicality, and historical style.
- **Master the Instrument:** Develop a deep understanding of your instrument's capabilities and limitations.
- **Embrace the Stage:** Project confidence, engage with the audience, and let your passion for music shine.
- **Seek Feedback:** Consult with experienced musicians or teachers to refine your performance and address any weaknesses.
- **Embrace the Historical Context:** Research the historical period of your chosen piece to better understand its stylistic nuances.
- **Enjoy the Experience:** Remember, the most important aspect is to have fun and share your musical talent with others.

Music: Instrumental Contemporary

Description

This competition celebrates the artistry of solo instrumental performance using contemporary musical styles. Contestants are encouraged to showcase their unique interpretation and technical prowess through a captivating performance.

Requirements

1. Musical Selection:
 - Choose a solo piece specifically composed for your instrument.
 - Ensure the piece does not exceed 5 minutes in duration. Exceeding this limit will result in point deductions.
2. Performance Format:
 1. Your performance must be a solo presentation.
 2. If your piece requires additional musicians, you are responsible for providing them.
 3. Alternatively, you can bring your own accompanist.
3. Sheet Music Submission:
 - Submit one clear, well-aligned digital copy of your sheet music.
4. Instrument and Equipment:
 - A piano will be provided for your performance.
 - You must provide any additional instruments or equipment needed.
5. Musical Style and Instrument Choice:
 - Select a piece that aligns with contemporary musical styles, such as R&B, Broadway, Jazz, Gospel, Blues, etc.
 - The choice of instrument and musical piece is entirely yours.
 - Live accompaniment is permitted and provided upon request.

Scoring

Criteria	Points
Effectiveness of Style, Improvisation	20
Intonation, Touch (Piano)	20
Stage Presence, Choice of Music	20
Technique, Articulation, Breathing, Tonality, Rhythm, Facility	20
Tone Quality, Beauty, Control, Characteristic Timbre	20

Music: Instrumental Contemporary (continued)

Tips for Contestants

- Choose a piece that suits your strengths and interests.
- Practice diligently to master the technical aspects of your piece.
- Develop a strong stage presence and connect with the audience.
- Pay attention to dynamics, phrasing, and articulation.
- Consider incorporating improvisation to add spontaneity and creativity to your performance.
- If you choose to use an accompanist, ensure clear communication and rehearsal time.
- Dress professionally and appropriately for the performance.
- Most importantly, enjoy the process and have fun!

Music: Vocal Classical

Description

This competition focuses on the art song repertoire of the late 18th and 19th centuries, emphasizing balance, clarity, and moderation.

Requirements

1. **Song Selection:** Choose one song that does not exceed five minutes in length. Exceeding this time limit may result in disqualification.
2. **Accompaniment:**
 - **Local and National Competitions:** Accompaniment will be provided upon request.
 - **Contestant Provided Accompaniment:** If you choose to bring your own accompanist, please ensure they are prepared to perform without a backing track.
3. **Sheet Music:** Submit one copy of your sheet music.
4. **Memorization:** The performance must be memorized.
5. **Costumes:** Costumes are optional but must be appropriate for the piece.
6. **Instrument:** The only instrument provided for performance will be a piano.

Scoring

Criteria	Points	Description
Choice of Music	10	Selection of a suitable repertoire piece
Diction	25	Correct pronunciation and articulation
Interpretation	10	Expressive performance, phrasing, and adherence to historical style and tempo
Intonation	10	Accuracy of pitch
Stage Presence	10	Confidence, poise, and connection with the audience
Technique	10	Breathing, posture, rhythm, and accuracy
Tone Quality	25	Beauty of sound and vocal control

Music: Vocal Classical (continued)

Tips for Contestants

- **Choose Wisely:** Select a song that showcases your strengths and aligns with your vocal range and style.
- **Practice, Practice, Practice:** Consistent practice is key to mastering your piece.
- **Know Your Music:** Understand the historical context and stylistic nuances of your chosen song.
- **Master the Text:** Pay close attention to diction and pronunciation.
- **Connect with the Music:** Convey the emotions and story of the song through your performance.
- **Mind Your Body:** Maintain good posture and breath control.
- **Stage Presence Matters:** Project confidence and engage with the audience.
- **Embrace Feedback:** Use feedback from judges and coaches to improve your performance.
- **Enjoy the Experience:** Have fun and let your passion for music shine!

Music: Vocal Contemporary

Description

This competition focuses on the art song repertoire of the late 20th, and 21st centuries, emphasizing balance, clarity, and moderation.

Requirements

1. **Song Selection:** Choose one song that does not exceed three and a half (3.5) minutes in length. Exceeding this time limit will result in point deductions.
2. **Accompaniment:**
 - **Local and National Competitions:** Accompaniment will be provided upon request.
 - **Contestant Provided Accompaniment:** If you choose to bring your own accompanist, please ensure they are prepared to perform without a backing track.
 - Contestants are permitted to perform to a backing/accompaniment track. All sound should be clean and not distorted.
3. **Sheet Music:** Submit one copy of your sheet music.
4. **Memorization:** The performance must be memorized.
5. **Costumes:** Costumes are optional.
6. **Instrument:** The only instrument provided for performance will be a piano.

Scoring

Criteria	Points	Description
Choice of Music	10	Selection of a suitable repertoire piece
Diction	25	Correct pronunciation and articulation
Interpretation	10	Expressive performance, phrasing, and adherence to historical style and tempo
Intonation	10	Accuracy of pitch
Stage Presence	10	Confidence, poise, and connection with the audience
Technique	10	Breathing, posture, rhythm, and accuracy
Tone Quality	25	Beauty of sound and vocal control

Music: Vocal Contemporary (continued)



Tips for Contestants

- **Choose Wisely:** Select a song that showcases your strengths and aligns with your vocal range and style.
- **Practice, Practice, Practice:** Consistent practice is key to mastering your piece.
- **Know Your Music:** Understand the historical context and stylistic nuances of your chosen song.
- **Master the Text:** Pay close attention to diction and pronunciation.
- **Connect with the Music:** Convey the emotions and story of the song through your performance.
- **Mind Your Body:** Maintain good posture and breath control.
- **Stage Presence Matters:** Project confidence and engage with the audience.
- **Embrace Feedback:** Use feedback from judges and coaches to improve your performance.
- **Enjoy the Experience:** Have fun and let your passion for music shine!

Oratory



Description

Are you a wordsmith with a passion for public speaking? This competition challenges you to harness the power of words to captivate your audience with a compelling speech, either persuading them to a specific viewpoint or enlightening them on a chosen topic.

Requirements

1. **Single Speech, Concise Delivery:** Present a single, original speech that doesn't exceed five minutes.
2. **Your Unique Voice:** The speech must be your own original work, crafted to inform or persuade.
3. **Focus on Substance, Not Spectacle:** Avoid dramatic performances, costumes, or props.

Scoring

Criteria	Points	Description
Delivery	25	Diction, pronunciation, enunciation, emphasis, gestures, tempo, time, and memorization.
Interpretation	25	Subject matter, theme, logic, and emotional connection.
Platform Presence	25	Poise, attitude, audience engagement, and overall impression.
Projection	25	Voice quality, emphasis, tone, pitch, and volume.

Tips for Contestants

- **Know Your Audience:** Tailor your speech to resonate with your specific audience.
- **Practice Makes Perfect:** Rehearse your speech multiple times to ensure smooth delivery.
- **Master Your Material:** Memorize your speech thoroughly to avoid relying on notes.
- **Project Your Voice:** Speak clearly and loudly to engage your audience.
- **Use Body Language Effectively:** Employ gestures and eye contact to enhance your message.
- **Connect Emotionally:** Convey passion and sincerity to captivate your listeners.
- **Time Yourself:** Practice within the five-minute time limit to avoid penalties.
- **Seek Feedback:** Practice your speech in front of others and solicit constructive criticism.
- **Embrace Nervous Energy:** Channel your nerves into positive energy to fuel your performance.
- **Be Yourself:** Let your personality shine through in your delivery.

Poetry—Performance

Description

Create an original poem or prose piece and perform it as a compelling monologue or dialogue. This performance should incorporate elements of extemporaneous speaking.

Requirements

1. Submission: Submit one notarized copy of your original poem or prose.
2. Formatting:
 - Each page must include your name, page number, and unit name and number.
 - Your work should be original, typed in 12-point Calibri or Times New Roman font.
 - Retain the original form of your piece (free verse, rhymed metrical poetry, etc.).
 - Do not exceed 3 pages.
- Performance:
 - Perform your work before a panel of judges.
 - Your performance must not exceed 3 minutes. Exceeding this limit may result in point deductions or disqualification.

Scoring

Criteria	Points
Emotional/Physical Presence	20
Original Thought	20
Voice and Articulation	20
Structure/Form and Overall Presentation	20
Evidence of Understanding/Accuracy	20

Emotional/Physical Presence:

- Emotional connection to the topic
- Eye contact, body language, and poise

Original Thought:

- Unique subject matter or perspective
- Avoidance of cliché or derivative ideas

Voice and Articulation:

- Volume, pace, rhythm, and intonation
- Clear pronunciation

Structure/Form and Overall Presentation:

- Effective use of line breaks and stanzas
- Strong title
- Correct grammar and punctuation

Evidence of Understanding/Accuracy:


- Clear comprehension of the material
- Accurate recitation of the text

Tips for Contestants

- Choose a Topic You're Passionate About: Your enthusiasm will shine through in your performance.
- Practice, Practice, Practice: Rehearse your piece multiple times to perfect your delivery.
- Connect with Your Audience: Use eye contact to engage your listeners and create a personal connection.
- Embrace Extemporization: Be prepared to think on your feet and adapt to unexpected situations.
- Pay Attention to Detail: Proofread your work carefully and ensure your performance is polished.
- Be Yourself: Let your unique personality shine through in your performance.
- Enjoy the Process: Have fun and express yourself creatively!



STEM



Architecture

Submit your original architectural design, whether it's a grand building, a serene landscape, or a cozy interior. Your design can be expressed through 2D drawings or 3D models.

Requirements

1. **Unique Design:** Your submission must be entirely your own original work.
2. **Written Explanation:** A 5-page double-spaced paper is required to detail your design process, goals, and challenges.
3. **Technical Drawings:** Provide a comprehensive set of blueprints, including site plans, floor plans, elevations, and sections.
4. **Oral Presentation:** Prepare a 10-minute presentation to explain your design to the judges.
5. **Physical Model:** Construct a scaled model of your design.
6. **STEM Verification:** Obtain a signed STEM verification form from a qualified architect.

Scoring

Category	Points	Description
Design Concept	30	Complexity, originality, and overall concept
Planning and Space	10	Effective use of space and functionality
Aesthetics	10	Visual appeal and harmony of elements
Technical Accuracy	25	Quality of drawings, model craftsmanship, and construction feasibility
Written Statement	5	Clarity, coherence, and depth of explanation
Oral Presentation	5	Delivery, clarity, and ability to answer questions
Site Analysis	15	Understanding of the site and integration of design

Tips for Contestants

- **Start Early:** Begin your project well in advance to allow for ample time for research, design, and construction.
- **Research Thoroughly:** Explore various architectural styles, historical periods, and contemporary trends.
- **Develop a Strong Concept:** Clearly articulate your design's purpose and unique qualities.
- **Pay Attention to Detail:** Ensure your drawings are precise and your model is meticulously crafted.
- **Practice Your Presentation:** Rehearse your presentation to deliver a confident and informative speech.
- **Seek Feedback:** Consult with mentors, teachers, or other architects to refine your design.
- **Stay Organized:** Keep track of your progress, deadlines, and materials.
- **Have Fun:** Enjoy the creative process and let your imagination soar!

Biology/Microbiology



Description

The science of life or of the origin, structure, reproduction, growth and development of living organisms collectively.

Projects in this category could involve the biology of organisms from the macroscopic scale to the microscopic scale (e.g., bacteria, viruses, protozoa, fungi, yeast, genes, etc.)

Project Submission

1. Single Entry per Competition: Only one project may be submitted per competition.
2. Scientific Paper:
 - Content: Submit a double-spaced scientific paper (maximum 20 pages) that includes:
 - Introduction: Background and purpose of the research.
 - Experimental Section: Methods and results.
 - Conclusion: Discussion of results and implications.
 - Formatting: Include tables, graphs, charts, maps, photographs, raw data, references, and acknowledgements.
 - Identification: Each page must include the student's name, page number, unit name, and number.
 - Supporting Documents: Submit all supporting documents with the scientific paper.

Oral Presentation

3. Presentation Time: Deliver a minimum 10-minutes oral presentation. Additional time may be allotted for the judge's questions and responses.
4. Equipment: Contestants are responsible for providing their own equipment.
5. Display Board*:
 - One Board per Entry: Each qualifying entry requires a separate display board.
 - Relevance: Ensure the display board content is directly related to the competition.
 - Shared Items: Demonstration items may be transferred between displays if necessary.
 - Power and Tables: The NAACP ACT-SO Program will provide electrical power and display tables upon request (subject to deadlines).
 - *Acceptable display boards include trifold, pentafold, and foam core. Poster boards are not permitted

STEM Verification

Submit a completed STEM Verification Form signed by a qualified scientist or science teacher with a professional degree or license. This individual can also serve as a coach, guiding the student throughout the research process.

Biology/Microbiology (continued)

Scoring

Category	Criteria	Points
Quality of Research	Scientific Approach/Method	20
	Validity of Information	10
	Validity of Conclusion(s)	10
Depth of Understanding & Oral Presentation	Knowledge Gained and Creativity	20
	Thoroughness & Individual Work	20
Written Report	Clarity and Organization	10
Visual Presentation	Effectiveness of Display	10

Tips for Contestants

- **Start Early:** Begin your research well in advance to allow ample time for experimentation, data analysis, and report writing.
- **Choose a Fascinating Topic:** Select a subject that genuinely interests you to maintain enthusiasm throughout the project.
- **Master Your Material:** Thoroughly understand your research to answer questions confidently during the oral presentation.
- **Practice Your Presentation:** Rehearse your presentation multiple times to improve delivery and timing.
- **Engage Your Audience:** Use clear and concise language, visual aids, and storytelling techniques to captivate your audience.
- **Anticipate Questions:** Consider potential questions and prepare thoughtful responses.
- **Seek Feedback:** Consult with your mentor or teacher to receive constructive criticism and improve your project.
- **Stay Organized:** Keep meticulous records of your experiments, data, and observations.
- **Be Creative:** Use innovative approaches to present your findings and stand out from the competition.
- **Have Fun:** Enjoy the process of learning and discovery!

Chemistry/Biochemistry



Description

The science that deals with the composition, structure and properties of chemical processes and phenomena of substances and the transformation that they undergo.

Projects in this category could involve physical chemistry, organic chemistry, inorganic chemistry, materials, plastics, fuels, pesticides, metallurgy, soil chemistry, etc. This category also includes the chemistry of life processes such as molecular biology, molecular genetics, enzymes, photosynthesis, blood chemistry, protein chemistry, food chemistry, hormones, etc.

Project Submission

1. Single Entry per Competition: Only one project may be submitted per competition.
2. Scientific Paper:
 - Content: Submit a double-spaced scientific paper (maximum 20 pages) that includes:
 - Introduction: Background and purpose of the research.
 - Experimental Section: Methods and results.
 - Conclusion: Discussion of results and implications.
 - Formatting: Include tables, graphs, charts, maps, photographs, raw data, references, and acknowledgements.
 - Identification: Each page must include the student's name, page number, unit name, and number.
 - Supporting Documents: Submit all supporting documents with the scientific paper.

Oral Presentation

3. Presentation Time: Deliver a minimum 10-minutes oral presentation. Additional time may be allotted for the judge's questions and responses.
4. Equipment: Contestants are responsible for providing their own equipment.
5. Display Board*:
 - One Board per Entry: Each qualifying entry requires a separate display board.
 - Relevance: Ensure the display board content is directly related to the competition.
 - Shared Items: Demonstration items may be transferred between displays if necessary.
 - Power and Tables: The NAACP ACT-SO Program will provide electrical power and display tables upon request (subject to deadlines).
 - *Acceptable display boards include trifold, pentafold, and foam core. Poster boards are not permitted

STEM Verification

Submit a completed STEM Verification Form signed by a qualified scientist or science teacher with a professional degree or license. This individual can also serve as a coach, guiding the student throughout the research process.

Chemistry/Biochemistry (continued)

Scoring

Category	Criteria	Points
Quality of Research	Scientific Approach/Method	20
	Validity of Information	10
	Validity of Conclusion(s)	10
Depth of Understanding & Oral Presentation	Knowledge Gained and Creativity	20
	Thoroughness & Individual Work	20
Written Report	Clarity and Organization	10
Visual Presentation	Effectiveness of Display	10

Tips for Contestants

- **Start Early:** Begin your research well in advance to allow ample time for experimentation, data analysis, and report writing.
- **Choose a Fascinating Topic:** Select a subject that genuinely interests you to maintain enthusiasm throughout the project.
- **Master Your Material:** Thoroughly understand your research to answer questions confidently during the oral presentation.
- **Practice Your Presentation:** Rehearse your presentation multiple times to improve delivery and timing.
- **Engage Your Audience:** Use clear and concise language, visual aids, and storytelling techniques to captivate your audience.
- **Anticipate Questions:** Consider potential questions and prepare thoughtful responses.
- **Seek Feedback:** Consult with your mentor or teacher to receive constructive criticism and improve your project.
- **Stay Organized:** Keep meticulous records of your experiments, data, and observations.
- **Be Creative:** Use innovative approaches to present your findings and stand out.
- **Have Fun:** Enjoy the process of learning and discovery!

Computer Science



Description

The science that deals with the theoretical aspects of computers including storage and the transformation of data using computers.

This category pertains to the study and development of computer hardware, software engineering, Internet networking and communications, graphics (including human interface), simulations/virtual reality or computational science (including data structures, encryption, coding and information theory).

Project Submission

1. Single Entry per Competition: Only one project may be submitted per competition.
2. Scientific Paper:
 - Content: Submit a double-spaced scientific paper (maximum 20 pages) that includes:
 - Introduction: Background and purpose of the research.
 - Experimental Section: Methods and results.
 - Conclusion: Discussion of results and implications.
 - Formatting: Include tables, graphs, charts, maps, photographs, raw data, references, and acknowledgements.
 - Identification: Each page must include the student's name, page number, unit name, and number.
 - Supporting Documents: Submit all supporting documents with the scientific paper.

Oral Presentation

3. Presentation Time: Deliver a minimum 10-minutes oral presentation. Additional time may be allotted for the judge's questions and responses.
4. Equipment: Contestants are responsible for providing their own equipment.
5. Display Board*:
 - One Board per Entry: Each qualifying entry requires a separate display board.
 - Relevance: Ensure the display board content is directly related to the competition.
 - Shared Items: Demonstration items may be transferred between displays if necessary.
 - Power and Tables: The NAACP ACT-SO Program will provide electrical power and display tables upon request (subject to deadlines).
 - *Acceptable display boards include trifold, pentafold, and foam core. Poster boards are not permitted

STEM Verification

Submit a completed STEM Verification Form signed by a qualified scientist or science teacher with a professional degree or license. This individual can also serve as a coach, guiding the student throughout the research process.

Computer Science (continued)



Scoring

Category	Criteria	Points
Quality of Research	Scientific Approach/Method	20
	Validity of Information	10
	Validity of Conclusion(s)	10
Depth of Understanding & Oral Presentation	Knowledge Gained and Creativity	20
	Thoroughness & Individual Work	20
Written Report	Clarity and Organization	10
Visual Presentation	Effectiveness of Display	10

Tips for Contestants

- **Start Early:** Begin your research well in advance to allow ample time for experimentation, data analysis, and report writing.
- **Choose a Fascinating Topic:** Select a subject that genuinely interests you so that you can maintain enthusiasm throughout the project.
- **Master Your Material:** Thoroughly understand your research to answer questions confidently during the oral presentation.
- **Practice Your Presentation:** Rehearse your presentation multiple times to improve delivery and timing.
- **Engage Your Audience:** Use clear and concise language, visual aids, and storytelling techniques to captivate your audience.
- **Anticipate Questions:** Consider potential questions and prepare thoughtful responses.
- **Seek Feedback:** Consult with your mentor or teacher to receive constructive criticism and improve your project.
- **Stay Organized:** Keep meticulous records of your experiments, data, and observations.
- **Be Creative:** Use innovative approaches to present your findings and stand out.
- **Have Fun:** Enjoy the process of learning and discovery!

Earth and Space Sciences



Description

The body of sciences that include geology, mineralogy, physiographic, oceanography, meteorology, climatology, astronomy, speleology, seismology, geography, etc.

Projects in this category could also be concerned with environmental science such as the study of pollution (air, water, and land) sources and their control as well as ecology.

Project Submission

1. Single Entry per Competition: Only one project may be submitted per competition.
2. Scientific Paper:
 - Content: Submit a double-spaced scientific paper (maximum 20 pages) that includes:
 - Introduction: Background and purpose of the research.
 - Experimental Section: Methods and results.
 - Conclusion: Discussion of results and implications.
 - Formatting: Include tables, graphs, charts, maps, photographs, raw data, references, and acknowledgements.
 - Identification: Each page must include the student's name, page number, unit name, and number.
 - Supporting Documents: Submit all supporting documents with the scientific paper.

Oral Presentation

3. Presentation Time: Deliver a minimum 10-minutes oral presentation. Additional time may be allotted for the judge's questions and responses.
4. Equipment: Contestants are responsible for providing their own equipment.
5. Display Board*:
 - One Board per Entry: Each qualifying entry requires a separate display board.
 - Relevance: Ensure the display board content is directly related to the competition.
 - Shared Items: Demonstration items may be transferred between displays if necessary.
 - Power and Tables: The NAACP ACT-SO Program will provide electrical power and display tables upon request (subject to deadlines).
 - *Acceptable display boards include trifold, pentafold, and foam core. Poster boards are not permitted

STEM Verification

Submit a completed STEM Verification Form signed by a qualified scientist or science teacher with a professional degree or license. This individual can also serve as a coach, guiding the student throughout the research process.

Earth and Space Sciences (continued)

Scoring

Category	Criteria	Points
Quality of Research	Scientific Approach/Method	20
	Validity of Information	10
	Validity of Conclusion(s)	10
Depth of Understanding & Oral Presentation	Knowledge Gained and Creativity	20
	Thoroughness & Individual Work	20
Written Report	Clarity and Organization	10
Visual Presentation	Effectiveness of Display	10

Tips for Contestants

- **Start Early:** Begin your research well in advance to allow ample time for experimentation, data analysis, and report writing.
- **Choose a Fascinating Topic:** Select a subject that genuinely interests you so that you can maintain enthusiasm throughout the project.
- **Master Your Material:** Thoroughly understand your research to answer questions confidently during the oral presentation.
- **Practice Your Presentation:** Rehearse your presentation multiple times to improve delivery and timing.
- **Engage Your Audience:** Use clear and concise language, visual aids, and storytelling techniques to captivate your audience.
- **Anticipate Questions:** Consider potential questions and prepare thoughtful responses.
- **Seek Feedback:** Consult with your mentor or teacher to receive constructive criticism and improve your project.
- **Stay Organized:** Keep meticulous records of your experiments, data, and observations.
- **Be Creative:** Use innovative approaches to present your findings and stand out.
- **Have Fun:** Enjoy the process of learning and discovery!

Engineering



Description

Technology. Projects that directly apply scientific principles to manufacturing and practical uses.

Projects in this category could involve civil, mechanical, aeronautical, chemical, electrical, photographic, sound, automotive, marine, heating, refrigerating, transportation, and environmental engineering; electronics; etc.

Project Submission

1. Single Entry per Competition: Only one project may be submitted per competition.
2. Scientific Paper:
 - Content: Submit a double-spaced scientific paper (maximum 20 pages) that includes:
 - Introduction: Background and purpose of the research.
 - Experimental Section: Methods and results.
 - Conclusion: Discussion of results and implications.
 - Formatting: Include tables, graphs, charts, maps, photographs, raw data, references, and acknowledgements.
 - Identification: Each page must include the student's name, page number, unit name, and number.
 - Supporting Documents: Submit all supporting documents with the scientific paper.

Oral Presentation

3. Presentation Time: Deliver a minimum 10-minutes oral presentation. Additional time may be allotted for the judge's questions and responses.
4. Equipment: Contestants are responsible for providing their own equipment.
5. Display Board*:
 - One Board per Entry: Each qualifying entry requires a separate display board.
 - Relevance: Ensure the display board content is directly related to the competition.
 - Shared Items: Demonstration items may be transferred between displays if necessary.
 - Power and Tables: The NAACP ACT-SO Program will provide electrical power and display tables upon request (subject to deadlines).
 - *Acceptable display boards include trifold, pentafold, and foam core. Poster boards are not permitted

STEM Verification

Submit a completed STEM Verification Form signed by a qualified scientist or science teacher with a professional degree or license. This individual can also serve as a coach, guiding the student throughout the research process.

Engineering (continued)



Scoring

Category	Criteria	Points
Quality of Research	Scientific Approach/Method	20
	Validity of Information	10
	Validity of Conclusion(s)	10
Depth of Understanding & Oral Presentation	Knowledge Gained and Creativity	20
	Thoroughness & Individual Work	20
Written Report	Clarity and Organization	10
Visual Presentation	Effectiveness of Display	10

Tips for Contestants

- **Start Early:** Begin your research well in advance to allow ample time for experimentation, data analysis, and report writing.
- **Choose a Fascinating Topic:** Select a subject that genuinely interests you so that you can maintain enthusiasm throughout the project.
- **Master Your Material:** Thoroughly understand your research to answer questions confidently during the oral presentation.
- **Practice Your Presentation:** Rehearse your presentation multiple times to improve delivery and timing.
- **Engage Your Audience:** Use clear and concise language, visual aids, and storytelling techniques to captivate your audience.
- **Anticipate Questions:** Consider potential questions and prepare thoughtful responses.
- **Seek Feedback:** Consult with your mentor or teacher to receive constructive criticism and improve your project.
- **Stay Organized:** Keep meticulous records of your experiments, data, and observations.
- **Be Creative:** Use innovative approaches to present your findings and stand out.
- **Have Fun:** Enjoy the process of learning and discovery!

Mathematics



Description

The science of numbers and their operations, interrelations, combinations, generalizations, and abstractions of spaced configurations and their structure. Development of formal logical systems or various numerical and algebraic computations and the application of these principles.

Projects in this category could involve calculus, geometry, number theory, statistics, complex analysis, probability, etc.

Project Submission

1. Single Entry per Competition: Only one project may be submitted per competition.
2. Scientific Paper:
 - Content: Submit a double-spaced scientific paper (maximum 20 pages) that includes:
 - Introduction: Background and purpose of the research.
 - Experimental Section: Methods and results.
 - Conclusion: Discussion of results and implications.
 - Formatting: Include tables, graphs, charts, maps, photographs, raw data, references, and acknowledgements.
 - Identification: Each page must include the student's name, page number, unit name, and number.
 - Supporting Documents: Submit all supporting documents with the scientific paper.

Oral Presentation

3. Presentation Time: Deliver a minimum 10-minutes oral presentation. Additional time may be allotted for the judge's questions and responses.
4. Equipment: Contestants are responsible for providing their own equipment.
5. Display Board*:
 - One Board per Entry: Each qualifying entry requires a separate display board.
 - Relevance: Ensure the display board content is directly related to the competition.
 - Shared Items: Demonstration items may be transferred between displays if necessary.
 - Power and Tables: The NAACP ACT-SO Program will provide electrical power and display tables upon request (subject to deadlines).
 - *Acceptable display boards include trifold, pentafold, and foam core. Poster boards are not permitted

STEM Verification

Submit a completed STEM Verification Form signed by a qualified scientist or science teacher with a professional degree or license. This individual can also serve as a coach, guiding the student throughout the research process.

Mathematics (continued)



Scoring

Category	Criteria	Points
Quality of Research	Scientific Approach/Method	20
	Validity of Information	10
	Validity of Conclusion(s)	10
Depth of Understanding & Oral Presentation	Knowledge Gained and Creativity	20
	Thoroughness & Individual Work	20
Written Report	Clarity and Organization	10
Visual Presentation	Effectiveness of Display	10

Tips for Contestants

- **Start Early:** Begin your research well in advance to allow ample time for experimentation, data analysis, and report writing.
- **Choose a Fascinating Topic:** Select a subject that genuinely interests you so that you can maintain enthusiasm throughout the project.
- **Master Your Material:** Thoroughly understand your research to answer questions confidently during the oral presentation.
- **Practice Your Presentation:** Rehearse your presentation multiple times to improve delivery and timing.
- **Engage Your Audience:** Use clear and concise language, visual aids, and storytelling techniques to captivate your audience.
- **Anticipate Questions:** Consider potential questions and prepare thoughtful responses.
- **Seek Feedback:** Consult with your mentor or teacher to receive constructive criticism and improve your project.
- **Stay Organized:** Keep meticulous records of your experiments, data, and observations.
- **Be Creative:** Use innovative approaches to present your findings and stand out.
- **Have Fun:** Enjoy the process of learning and discovery!

Medicine and Health



Description

The study of diseases and health of humans and animals.

Projects in this category could involve dentistry, pharmacology, pathology, ophthalmology, nutrition, sanitation, dermatology, allergies, speech and hearing, etc.

Project Submission

1. Single Entry per Competition: Only one project may be submitted per competition.
2. Scientific Paper:
 - Content: Submit a double-spaced scientific paper (maximum 20 pages) that includes:
 - Introduction: Background and purpose of the research.
 - Experimental Section: Methods and results.
 - Conclusion: Discussion of results and implications.
 - Formatting: Include tables, graphs, charts, maps, photographs, raw data, references, and acknowledgements.
 - Identification: Each page must include the student's name, page number, unit name, and number.
 - Supporting Documents: Submit all supporting documents with the scientific paper.

Oral Presentation

3. Presentation Time: Deliver a minimum 10-minutes oral presentation. Additional time may be allotted for the judge's questions and responses.
4. Equipment: Contestants are responsible for providing their own equipment.
5. Display Board*:
 - One Board per Entry: Each qualifying entry requires a separate display board.
 - Relevance: Ensure the display board content is directly related to the competition.
 - Shared Items: Demonstration items may be transferred between displays if necessary.
 - Power and Tables: The NAACP ACT-SO Program will provide electrical power and display tables upon request (subject to deadlines).
 - *Acceptable display boards include trifold, pentafold, and foam core. Poster boards are not permitted

STEM Verification

Submit a completed STEM Verification Form signed by a qualified scientist or science teacher with a professional degree or license. This individual can also serve as a coach, guiding the student throughout the research process.

Medicine and Health (continued)



Scoring

Category	Criteria	Points
Quality of Research	Scientific Approach/Method	20
	Validity of Information	10
	Validity of Conclusion(s)	10
Depth of Understanding & Oral Presentation	Knowledge Gained and Creativity	20
	Thoroughness & Individual Work	20
Written Report	Clarity and Organization	10
Visual Presentation	Effectiveness of Display	10

Tips for Contestants

- **Start Early:** Begin your research well in advance to allow ample time for experimentation, data analysis, and report writing.
- **Choose a Fascinating Topic:** Select a subject that genuinely interests you so that you can maintain enthusiasm throughout the project.
- **Master Your Material:** Thoroughly understand your research to answer questions confidently during the oral presentation.
- **Practice Your Presentation:** Rehearse your presentation multiple times to improve delivery and timing.
- **Engage Your Audience:** Use clear and concise language, visual aids, and storytelling techniques to captivate your audience.
- **Anticipate Questions:** Consider potential questions and prepare thoughtful responses.
- **Seek Feedback:** Consult with your mentor or teacher to receive constructive criticism and improve your project.
- **Stay Organized:** Keep meticulous records of your experiments, data, and observations.
- **Be Creative:** Use innovative approaches to present your findings and stand out.
- **Have Fun:** Enjoy the process of learning and discovery!

Physics



Description

Theories, principles and laws governing energy and the effect of energy on matter.

Projects in this category could involve solid state physics, optics, acoustics, particle physics, nuclear physics, atomic energy, superconductivity, fluid and gas dynamics, thermodynamics, semiconductors, magnetism, quantum mechanics, biophysics, etc.

Project Submission

1. Single Entry per Competition: Only one project may be submitted per competition.
2. Scientific Paper:
 - Content: Submit a double-spaced scientific paper (maximum 20 pages) that includes:
 - Introduction: Background and purpose of the research.
 - Experimental Section: Methods and results.
 - Conclusion: Discussion of results and implications.
 - Formatting: Include tables, graphs, charts, maps, photographs, raw data, references, and acknowledgements.
 - Identification: Each page must include the student's name, page number, unit name, and number.
 - Supporting Documents: Submit all supporting documents with the scientific paper.

Oral Presentation

3. Presentation Time: Deliver a minimum 10-minutes oral presentation. Additional time may be allotted for the judge's questions and responses.
4. Equipment: Contestants are responsible for providing their own equipment.
5. Display Board*:
 - One Board per Entry: Each qualifying entry requires a separate display board.
 - Relevance: Ensure the display board content is directly related to the competition.
 - Shared Items: Demonstration items may be transferred between displays if necessary.
 - Power and Tables: The NAACP ACT-SO Program will provide electrical power and display tables upon request (subject to deadlines).
 - *Acceptable display boards include trifold, pentafold, and foam core. Poster boards are not permitted

STEM Verification

Submit a completed STEM Verification Form signed by a qualified scientist or science teacher with a professional degree or license. This individual can also serve as a coach, guiding the student throughout the research process.

Physics (continued)



Scoring


Category	Criteria	Points
Quality of Research	Scientific Approach/Method	20
	Validity of Information	10
	Validity of Conclusion(s)	10
Depth of Understanding & Oral Presentation	Knowledge Gained and Creativity	20
	Thoroughness & Individual Work	20
Written Report	Clarity and Organization	10
Visual Presentation	Effectiveness of Display	10

Tips for Contestants

- **Start Early:** Begin your research well in advance to allow ample time for experimentation, data analysis, and report writing.
- **Choose a Fascinating Topic:** Select a subject that genuinely interests you so that you can maintain enthusiasm throughout the project.
- **Master Your Material:** Thoroughly understand your research to answer questions confidently during the oral presentation.
- **Practice Your Presentation:** Rehearse your presentation multiple times to improve delivery and timing.
- **Engage Your Audience:** Use clear and concise language, visual aids, and storytelling techniques to captivate your audience.
- **Anticipate Questions:** Consider potential questions and prepare thoughtful responses.
- **Seek Feedback:** Consult with your mentor or teacher to receive constructive criticism and improve your project.
- **Stay Organized:** Keep meticulous records of your experiments, data, and observations.
- **Be Creative:** Use innovative approaches to present your findings and stand out.
- **Have Fun:** Enjoy the process of learning and discovery!



VISUAL ARTS



Drawing

Description

The art of representing forms and figures on a surface by means of lines executed by hand or computer (digital) generated processes.

Requirements

- **Single Submission:** Only one (1) project can be submitted per contestant.
- **Easel Provided:** The national office will provide easels for display.
- **Oral Presentation:** Contestants must deliver a concise, 3-minute oral presentation explaining their artistic methods, techniques, and inspiration.
- **Mounting and Matting:** Mounting and matting of the artwork is strongly recommended.
- **Size Limit:** The submitted artwork must not exceed 36 inches by 48 inches. Framing is optional.
- **Image Submission:** Gold medalists advancing to the national competition level will need to submit digital images of their entries for installation reference.

Scoring

Criteria	Points
Composition	20
Line/Form	20
Presentation	20
Technique/Craftsmanship	20
Theme	20

Tips for Contestants

- **Strong Composition:** Create a visually appealing arrangement of elements within your artwork.
- **Masterful Line and Form:** Utilize line and form to convey depth, texture, and emotion.
- **Engaging Presentation:** Practice your 3-minute presentation to ensure a smooth and informative delivery.
- **Exquisite Technique:** Demonstrate exceptional skill and precision in your chosen medium.
- **Powerful Theme:** Select a compelling theme and convey it effectively through your artwork.
- **Unique Perspective:** Offer a fresh and original viewpoint in your artistic expression.
- **Storytelling:** Use your artwork to tell a story or evoke a specific emotion.
- **Experimentation:** Don't be afraid to experiment with different techniques and materials.
- **Practice Makes Perfect:** Spend time honing your skills and refining your artwork.
- **Seek Feedback:** Get input from teachers, peers, and mentors to improve your work.

Filmmaking



The Art and Process of Making Motion Pictures

Requirements

1. Single Entry: Only one film per contestant.
2. Short Film Duration: Maximum running time of 5 minutes.
3. Storyboard Submission:
 - A storyboard, either digitally rendered or hand-drawn, must be submitted prior to competition.
 - Storyboards should be printed and cannot be displayed on a tablet/screen.
 - Storyboards are *not* stills from the film but rather original visual representations of the planned film.
4. Format: The film should be submitted in MP4 format. Films can be submitted on a standard DVD for local competitions hosted at a facility requiring DVD usage. Contestants must ensure video playback on a DVD prior to competition.
5. Running Time: Maximum running time of 5 minutes, excluding closing credits.
6. Playback: A playback unit will be provided.
7. National Competition: Advancing contestants will need to upload their film.
8. Original Footage: All footage must be original and shot by the contestant. Stock footage or licensed material is not permitted.

Scoring

Category	Points	Description
Creative	25	
	10	Storyboard Execution: How well the film matches the storyboard.
	15	Originality: Unique approach, innovative storytelling, or fresh perspective.
Production	35	
	25	Direction/Structure: Effective use of camera angles, shots, and editing to convey the story.
	10	Lighting: Effective use of light to enhance the mood and visuals.
Sound	15	
	10	Sound Design: Use of sound effects and music to enhance the film's atmosphere.
	5	Audio Clarity: Clear and audible dialogue.
Post-Production	25	
	20	Editing: Smooth transitions, effective pacing, and overall cohesion.
	5	Titles: Clear and visually appealing title sequence.

Filmmaking (continued)

Tips for Contestants

- **Story is King:** A strong, engaging story is the foundation of a great film.
- **Visual Language:** Use camera angles, shots, and movement to convey emotions and information.
- **Sound Matters:** Good sound design can elevate your film.
- **Editing is Key:** Choose the best takes, create smooth transitions, and maintain a good pace.
- **Practice Makes Perfect:** Experiment with different techniques and styles.
- **Feedback is Valuable:** Seek feedback from peers and mentors.
- **Have Fun:** Enjoy the creative process and let your passion shine through!

Painting

Description

Art created by applying pigment on a two-dimensional surface with a brush, knife, or hand and/or the manipulation of digital processes with a computer

Mediums

- Traditional mediums: Oil, acrylic, watercolor, gouache, tempera, ink, encaustic, fresco, spray paint, etc.
- Digital mediums: Digital painting software and techniques

Requirements

1. One Entry Per Student: Only one artwork can be submitted per student.
2. Easel Provided: Easels will be provided by the national office.
3. Oral Presentation: Prepare a 3-minute presentation explaining your artistic process, techniques, and inspiration.
4. Q&A Session: Be ready to answer questions from the judges about your artwork.
5. Size Limit: Your artwork should be no larger than 26 inches high, 26 inches wide, 4 inches deep, and 15 pounds in weight including framing.

Scoring

Criteria	Points
Color	20
Composition	20
Craft	20
Line/Form	20
Theme	20

Tips for Contestants

- Originality: Create a piece that is unique and reflects your personal style.
- Strong Composition: Consider the arrangement of elements in your artwork to create a visually appealing piece.
- Technical Skill: Demonstrate your mastery of your chosen medium through careful execution and attention to detail.
- Effective Use of Color: Use color to evoke emotion and enhance the overall impact of your artwork.
- Clear Artistic Statement: Develop a strong concept or theme for your piece and communicate it effectively through your artwork.
- Practice Your Presentation: Rehearse your 3-minute presentation to ensure you deliver it confidently and clearly.
- Be Prepared for Questions: Anticipate questions from the judges and be ready to discuss your artwork in detail.

Photography

Description

Unleash Your Inner Photographer!

Explore the captivating world of photography and showcase your artistic vision. This competition invites students to submit their original photographic works, celebrating the diverse techniques and mediums of this timeless art form.

Examples include but are not limited to: Black and white photographs, color photographs, digital or analog photographs, photograms, other experimental photography, etc.

Requirements

1. **Submission Limit:** No more than six (6) individual photographs or one (1) collage.
2. **Image Size:** Photographs and/or mounting boards must not exceed 20 x 16 inches and be mounted on white, black, or gray boards.
3. **Oral Presentation:** A mandatory 3-minute presentation explaining your creative process, techniques, and artistic intent.
4. **Display:** tables and/or easels will be provided at the local competition. National competition installation guidelines are provided separately.
5. **Originality:** All submitted work must be your original creation. Digital editing is permitted for minor adjustments and image correction, simulating traditional darkroom techniques. Composite images and photomontages are allowed, but each element must be your original photograph.

Scoring

Criteria	Points
Technical Merit	25
* Focus	
* Color Quality	
Cleanness	15
Composition	20
Effective Use of Light	25
Viewer Involvement	15

Tips for Contestants

- **Tell a Story:** Your photographs should convey a message or evoke a feeling. Consider the composition, lighting, and subject matter to create a powerful visual narrative.
- **Experiment with Techniques:** Don't be afraid to try new things! Experiment with different camera angles, lighting techniques, and post-processing effects to add depth and dimension to your work.
- **Practice Your Presentation:** Your oral presentation is a crucial part of the competition. Practice your speech beforehand and be prepared to answer questions about your creative process and artistic choices.

Sculpture



Description

The art of three-dimensional forms and designs.

Acceptable Mediums

- Sculpture (wood, clay, metal, etc.)
- Mixed Media
- Digital 3D Modeling (3D printing, CNC machining, etc.)
- Installation Art

Requirements

1. **One Entry Per Student:** Only one project can be submitted per student.
2. **Display Space:** The National Office will provide a display table or space for each entry.
3. **Oral Presentation:** Each contestant must give a 3-minute oral presentation explaining their project's concept, materials, techniques, and artistic intent.
4. **No Craft Projects:** Craft projects (ceramics, macramé, etc.) are not eligible.

Scoring

Criteria	Points
Concept	20
Composition	20
Craftsmanship	20
Medium Application	20
Dimensional Form	20

Tips for Contestants

- **Originality and Concept:** Develop a strong, unique concept for your artwork. A compelling idea will set your project apart.
- **Technical Skill and Craftsmanship:** Focus on mastering your chosen medium. Pay attention to detail and execute your techniques with precision.
- **Effective Presentation:** Practice your oral presentation to ensure clarity and confidence. Visual aids like sketches or diagrams can enhance your explanation.

PRE-COMPETITION STUDENT FORMS



STUDENT APPLICATION

Contest Year

Name of Sponsoring Unit

Unit Name	<input type="text"/>	Unit #	<input type="text"/>
-----------	----------------------	--------	----------------------

This section to be completed by student applicant. Please print legibly.

First Name	<input type="text"/>	Last Name	<input type="text"/>
Address	<input type="text"/>		
City	<input type="text"/>	State	<input type="text"/>
Home Phone	() -	Cell Phone	() -
E-mail Address	<input type="text"/>		
Graduating Seniors: Are you planning to attend college	Yes <input type="checkbox"/>	No <input type="checkbox"/>	D.O.B. / /
Returning Competitor	Yes <input type="checkbox"/>	No <input type="checkbox"/>	NAACP Member Yes <input type="checkbox"/> No <input type="checkbox"/>
Gender (response optional)	U.S. Citizen Yes <input type="checkbox"/> No <input type="checkbox"/>		
High School Name	<input type="text"/>	Grade	<input type="text"/>
High School City	<input type="text"/>	HS State	<input type="text"/>
Parent/ Guardian(s) Name	<input type="text"/>		
Parent/Guardian(s) Cell Phone	() -	Parent E-mail Address	<input type="text"/>

Please refer to the ACT-SO Category Descriptions and select the category or categories for which you will create a project, artwork, or performance. Contestants may participate in up to 3 competitions. However, students competing in Culinary Arts and Hospitality Management cannot compete in any other category. Please specify the competition, and for music competitors, indicate the instrument and/or voice (for example, soprano, drums, saxophone, etc.).

STEM	HUMANITIES	PERFORMING ARTS	VISUAL ARTS
<input type="checkbox"/> Architecture (01)	<input type="checkbox"/> Music Composition (10)	<input type="checkbox"/> Dance: Ballet (15)	<input type="checkbox"/> Drawing (26)
<input type="checkbox"/> Biology/Microbiology (02)	<input type="checkbox"/> Original Essay (11)	<input type="checkbox"/> Dance: Contemporary (16)	<input type="checkbox"/> Filmmaking (27)
<input type="checkbox"/> Chemistry/Biochemistry (03)	<input type="checkbox"/> Playwriting (12)	<input type="checkbox"/> Dance: Modern (17)	<input type="checkbox"/> Painting (28)
<input type="checkbox"/> Computer Science (04)	<input type="checkbox"/> Poetry—Written (13)	<input type="checkbox"/> Dance: Traditional (18)	<input type="checkbox"/> Photography (29)
<input type="checkbox"/> Earth & Space Sciences (05)	<input type="checkbox"/> Short Story (14)	<input type="checkbox"/> Dramatics (19)	<input type="checkbox"/> Sculpture (30)
<input type="checkbox"/> Engineering (06)		<input type="checkbox"/> Music: Instr.—Classical (20)	
<input type="checkbox"/> Mathematics (07)	BUSINESS	<input type="checkbox"/> Music: Instr.—Contemp. (21)	
<input type="checkbox"/> Medicine & Health (08)	<input type="checkbox"/> Entrepreneurship (31)	<input type="checkbox"/> Music: Vocal—Classical (22)	
<input type="checkbox"/> Physics (09)	<input type="checkbox"/> Hospitality Management (32)	<input type="checkbox"/> Music: Vocal—Contemp. (23)	
	CULINARY	<input type="checkbox"/> Oratory (24)	
	<input type="checkbox"/> Culinary Arts (33)	<input type="checkbox"/> Poetry—Performance (25)	

Competition 1 & Instrument/Voice:

Competition 2 & Instrument/Voice:

Competition 3 & Instrument/Voice:

All NAACP ACT-SO Contestants must declare one unit to compete with during a single cycle. Students are not permitted to split their competitions across multiple units. Any contestant violating this policy will be disqualified and prevented from participating in the competition.

Student Signature	<input type="text"/>	Date	/ /
Parent/ Guardian(s) Signature	<input type="text"/>	Date	/ /
Chairperson Signature	<input type="text"/>	Date	/ /



ACT-SO CONTESTANT STATEMENT OF INTEGRITY

Great care must be taken to assure that the highest ethical standards are maintained by those engaging in research and report writing. To reinforce the importance of these standards, all written entries, and Drawing, Painting, and Photography submissions must submit this statement as part of the entry for the NAACP ACT-SO Competition. The statement must be signed by the ACT-SO contestant, parent/guardian, and the ACT-SO Chairperson. One statement must be submitted for each written contestant entry.

We understand the following requirements are set forth by NAACP ACT-SO for all competition entries containing a written component. These requirements are additional to the general guidelines and requirements published by ACT-SO. By signing this statement, I certify that all are true and accurate as they relate to this entry.

1. The contents of this entry are the results of my solo work and not that of any group project.
2. I have never received an ACT-SO National Medal for any part of the written work submitted.
3. Credit for all secondary research has been given to the original author through the project's bibliography, footnotes or endnotes where applicable.
4. None of my work has been plagiarized from any source.
5. All activities or original research procedures described in this entry are accurate depictions of my efforts.
6. I understand that ACT-SO has the right to publish all or part of this entry. Should ACT-SO decide to publish the entire entry, I will receive a communication from ACT-SO informing me of my selection and procedures for participation.

This statement of integrity must be signed by the contestant, parent/guardian, and the ACT-SO Chairperson, and submitted with the entry, or the entry will be given 10 penalty points. If it is found that any of the statements are untrue, the submitted work will be disqualified from competition.

ACT-SO Competition

Contestant's Signature

Parent/Guardian's Signature

ACT-SO Chairperson's Signature



NAACP ACT-SO
Teacher/Mentor/Advisor
STEM Verification Form
Year 2024/25

Student's Last Name **First** **ACT-SO Unit** **Grade**

If student does substantial research in a science laboratory, the supervising scientist must answer these questions. For all other submissions, the teacher or advisor who has worked the most with the student must answer these questions.

How long have you known the student and in what capacity? _____

How did the student get the idea for this project? Was the project assigned or picked from a list of potential research topics? _____

To what extent is the research the work of the student?

How independently did the student work on this project?

In which ACT-SO science category is this project being submitted? _____

How would you rate the student in the following areas?

	Excellent	Good	Fair	Poor	Unknown
Scientific Understanding					
Grasp of central project concepts					
Attention to detail					
Use of special equipment					
Oral Communication					
Written Communication					
Peer Relationships					
Overall ability					

Print or Type Name _____ Date _____

Position _____

Institution/School _____

Address _____

Circle all that apply:

Signature _____
 a. Scientist b. Advisor c. Teacher

Telephone Number _____

E-mail Address _____